

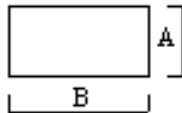
FÓRMULAS PARA DETERMINAR EL PESO DE LOS ACEROS

REDONDAS




$$1 \text{ metro pesa} = \frac{D \times D \times 0,62}{100} \text{ Kg.}$$

PLANCHUELAS



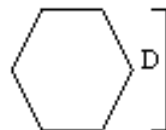
$$1 \text{ metro pesa} = \frac{A \times B \times 0,79}{100} \text{ Kg.}$$

CUADRADO



$$1 \text{ metro pesa} = \frac{A \times A \times 0,79}{100} \text{ Kg.}$$

EXAGONAL



$$1 \text{ metro pesa} = \frac{D \times D \times 0,68}{100}$$